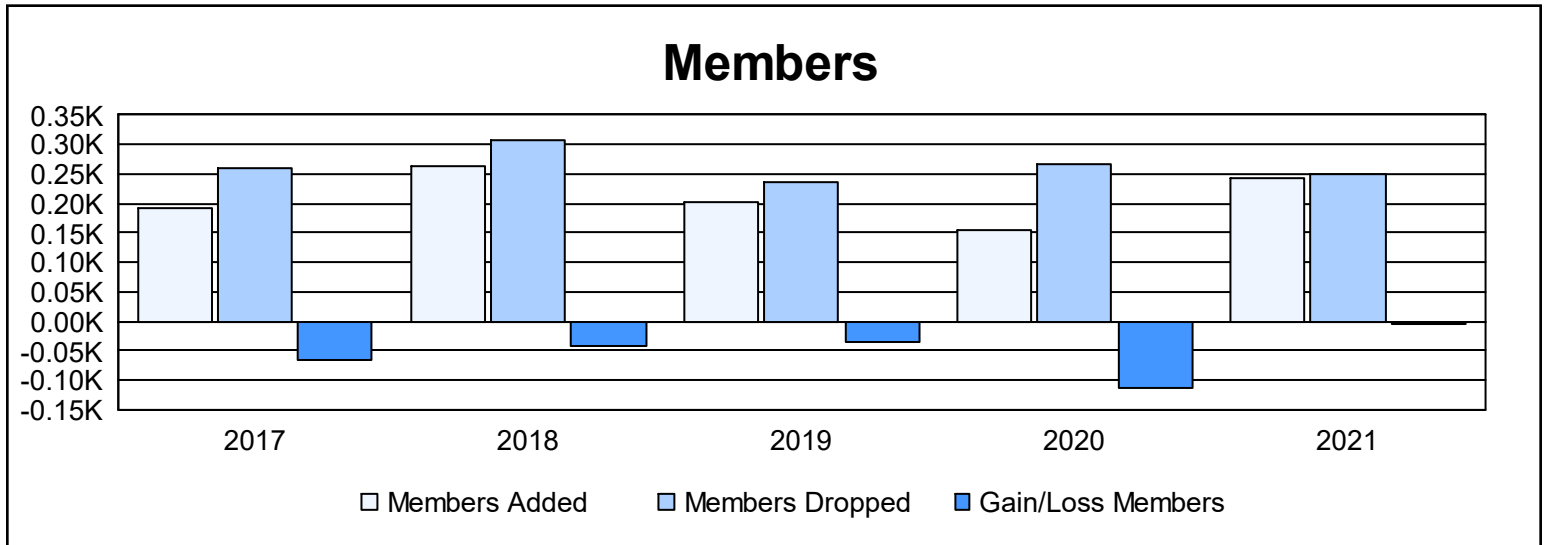
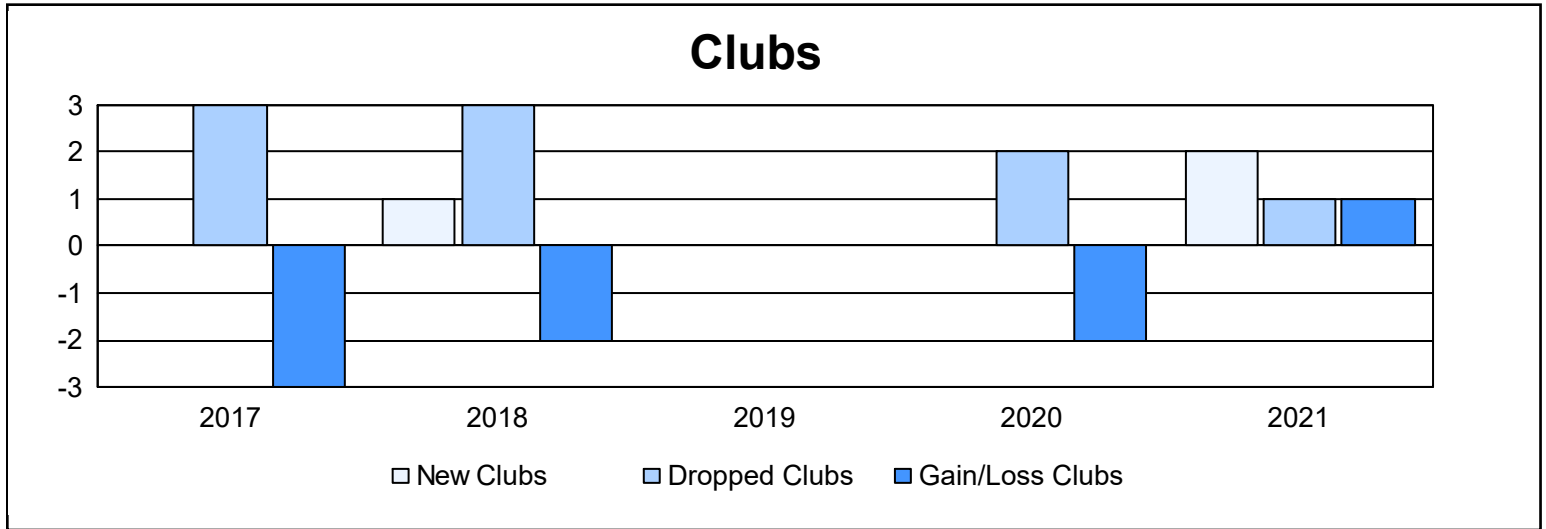
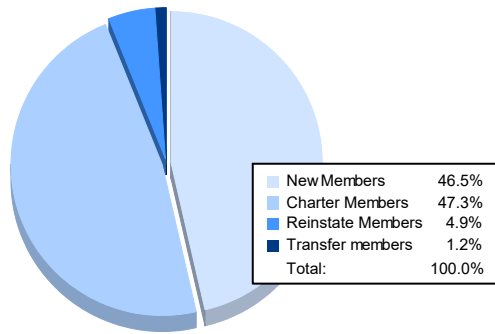


| Year           | New Clubs | Dropped Clubs | Gain/ Loss Clubs | New Members | Charter Members | Reinstate Members | Transfer Members | Total Member Added | Total Members Dropped | Gain/ Loss Members |
|----------------|-----------|---------------|------------------|-------------|-----------------|-------------------|------------------|--------------------|-----------------------|--------------------|
| 2016-2017      | 0         | 3             | -3               | 154         | 2               | 20                | 17               | 193                | 259                   | -66                |
| 2017-2018      | 1         | 3             | -2               | 187         | 49              | 16                | 12               | 264                | 306                   | -42                |
| 2018-2019      | 0         | 0             | 0                | 176         | 6               | 14                | 5                | 201                | 236                   | -35                |
| 2019-2020      | 0         | 2             | -2               | 125         | 1               | 13                | 15               | 154                | 268                   | -114               |
| 2020-2021      | 2         | 1             | 1                | 113         | 115             | 12                | 3                | 243                | 249                   | -6                 |
| <b>Average</b> | <b>1</b>  | <b>2</b>      | <b>-1</b>        | <b>151</b>  | <b>35</b>       | <b>15</b>         | <b>10</b>        | <b>211</b>         | <b>264</b>            | <b>-53</b>         |



### Membership Composition June 2021 Cumulative



### Gender Composition June 2021 Cumulative

